



SHUTTLE TIME

Shuttle Time Online Component - Login

Contents

1. Click on the BWF Shuttle Time website	2
1.1 Visit the BWF Shuttle Time website.....	2
2. Access to Shuttle Time Online Component	3
2.1 For existing users who registered before 19 December 2022:.....	3
2.1.1 Visit the World Academy of Sport website.....	3
2.1.2 Please click FORGOTTEN YOUR PASSWORD? RESET IT HERE	3
2.1.3 Initiate the RESET YOUR PASSWORD procedure.....	4
2.1.4 Click on the RESET PASSWORD link on the email that you have received.....	4
2.1.5 Reset your password by inserting your NEW PASSWORD and click PROCEED	4
2.1.6 Once the above five steps are completed, you are now able to enroll the Shuttle Time Online Component	5
2.1.7 If you have previously completed the Shuttle Time Online Component (100%) , you are able to download the e-certificate.	6
2.1.8 If you have previously partially completed the course, you are required to revise the course again.....	6
2.2 For new users who registered on 19 December 2022 and beyond : ..	7
2.2.1 Visit the World Academy of Sport website here.....	7
2.2.2 Click NO ACCOUNT? REGISTER HERE	7
2.3 Once you have completed the 2.1 and 2.2 steps , you can easily login to your Shuttle Time Online Component profile by visiting the World Academy of Sport website.....	8
2.3.1 Insert your login details.....	8
2.3.2 Select SHUTTLE TIME (ONLINE COMPONENT)	8
2.3.3 Agree the Term & Condition.....	9
2.3.4 Click ENROLL THE COURSE	9

1. Click on the BWF Shuttle Time website

1.1 Visit the BWF Shuttle Time website [here](#)

Then, please click on **Register Online Component**.

The screenshot shows the BWF Shuttle Time website. At the top, there is a navigation bar with the following links: EXPLORE/ABOUT, TEACHERS, ONLINE COMPONENT, YOUTH LEADERSHIP WORKSHOP, UNIVERSITY COURSE, and MY ACCOUNT. A search icon is also present. Below the navigation bar is a large image of four people (three women and one man) in red shirts, looking at a laptop. To the right of the image is a red sidebar with the text 'ONLINE COMPONENT OVERVIEW' and 'REGISTER/LOG IN'. Below the image, there is a red banner with the text 'online Component overview'. The main content area contains the following text:

The BWF's Shuttle Time online component provides an opportunity for participants to cover theoretical aspects of the Shuttle Time programme, in a fun and interactive way. Once the online component has been completed, participants will be eligible to attend a reduced face-to-face course, which covers the practical elements of Shuttle Time.

The BWF's Shuttle Time online component aims to:

- Familiarise users with badminton and the Shuttle Time Programme.
- Provide easy access to the theoretical aspects of the Shuttle Time Programme.
- Reduce the requirement for participants to attend a full 1-day Shuttle Time course, through the provision of blended, online and face-to-face learning.
- Present the content of Shuttle Time in a modern and interactive manner.

Upon completion of the Shuttle Time online component, participants will receive a certificate via the email address provided during Shuttle Time registration.

The introduction of the Shuttle Time online component provides two methods by which participants can obtain a BWF Shuttle Time Teaching Certificate.


In order to register and attend a reduced face-to-face course, participants must complete the Shuttle Time online component in advance and present their certificate to the course tutor.

At the bottom of the page, there is a red button with a white icon of a document and the text 'Register Online Component'. A red arrow points to this button from the right.


2. Access to Shuttle Time Online Component

2.1 For **existing users** who registered **before 19 December 2022**:

2.1.1 Visit the World Academy of Sport website [here](#)

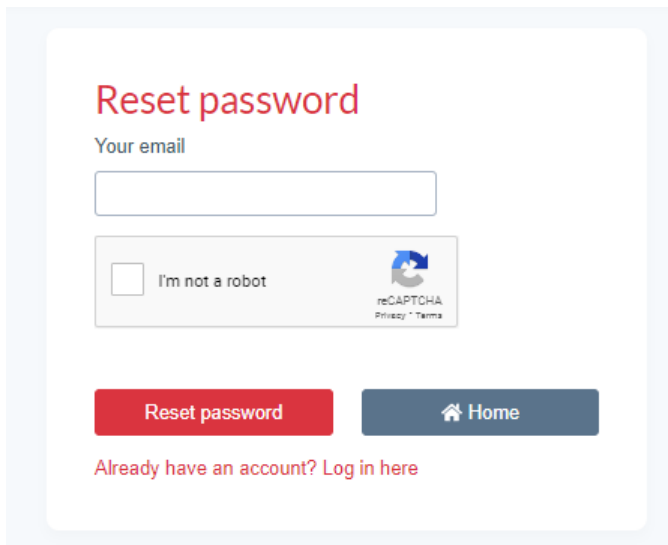


2.1.2 Please click **FORGOTTEN YOUR PASSWORD? RESET IT HERE.**



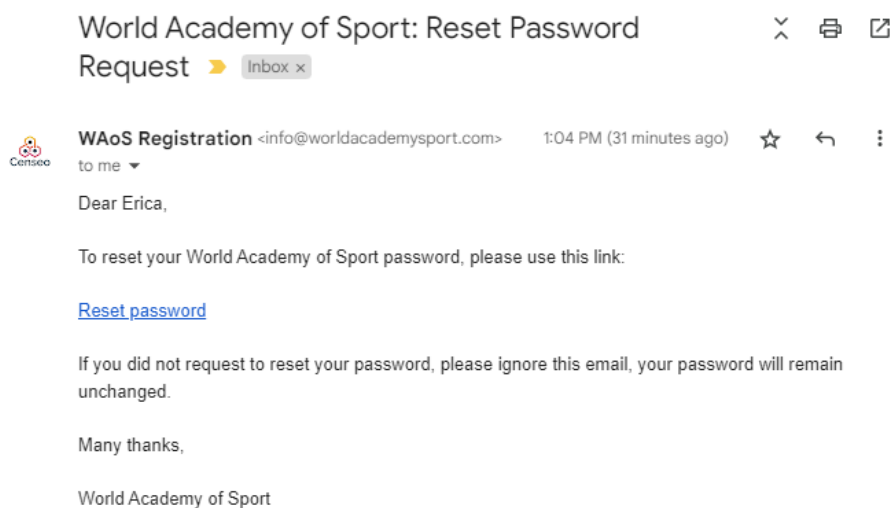
2.1.3 Initiate the **RESET YOUR PASSWORD** procedure

Key in your email address where a reset password email will be sent you your email address to complete the process.

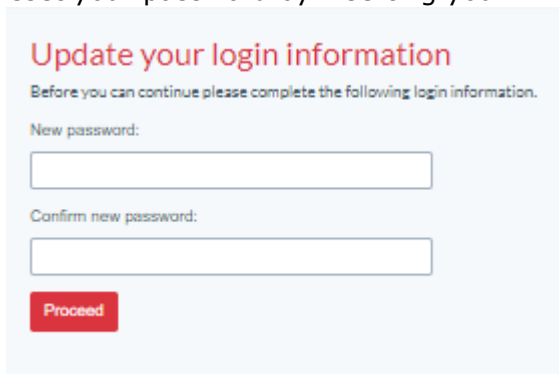


The screenshot shows a web form titled "Reset password" in red text. Below the title is the label "Your email" followed by a text input field. Underneath is a reCAPTCHA widget with a checkbox labeled "I'm not a robot" and the reCAPTCHA logo. At the bottom, there are two buttons: a red "Reset password" button and a dark blue "Home" button with a house icon. Below the buttons is a link: "Already have an account? Log in here".

2.1.4 Click on the **RESET PASSWORD link** on the email that you have received



2.1.5 Reset your password by inserting your **NEW PASSWORD** and click **PROCEED**.



The screenshot shows a web form titled "Update your login information" in red text. Below the title is the instruction "Before you can continue please complete the following login information." followed by the label "New password:" and a text input field. Below that is the label "Confirm new password:" and another text input field. At the bottom is a red "Proceed" button.

2.1.6 Once the above five steps are completed, you are now able to enroll **the Shuttle Time Online Component**.

The screenshot displays the BWF website's 'ONLINE LEARNING' section. At the top, there is a navigation bar with 'Home', 'Courses', and 'About us' links, along with a 'Login / Register' button and a language selector (UK flag). Below the navigation is a large banner image of a badminton player in a black and yellow uniform celebrating a point. A white text box on the left of the banner reads: 'Welcome to the BWF Capacity-Building Resources. The BWF is committed to developing resources to assist the capacity-building process of its national federations. The online resources available here will help members strengthen their Administrative and Event Management structures, and will enhance our existing range of educational resources, which include Shuttle Time and Coach Education. These online courses can be used as stand-alone resources for national federations or other organisations/individuals looking for self-study options, but also serve as a point of entry for the higher-level courses that are run at the Continental Confederation level.'

Below the banner is a red 'ONLINE LEARNING' header. Underneath, there are four course cards, each with an 'Online' label and a 'Enrol on this course' button. The fourth card, 'BWF Shuttle Time (online component)', is highlighted with a red border and a red arrow pointing to it from the right.


Course Title	Enrolment Status
BWF Coach Education Level 1 (online component)	Enrol on this course
BWF Event Management Online Course	Enrol on this course
BWF National Administrators' Online Course	Enrol on this course
BWF Shuttle Time (online component)	Enrol on this course

2.1.7 If you have previously **completed** the **Shuttle Time Online Component (100%)**, you are able to download the e-certificate.

2.1.7.1 Click on the **CERTIFICATES** (which display 1)




2.1.7.2 Click **DOWNLOAD**



2.1.8 If you have previously **partially completed** the course, you are required to revise the course again.

2.2 For **new users** who registered **on 19 December 2022 and beyond**:

2.2.1 Visit the World Academy of Sport website [here](#)



2.2.2 Click **NO ACCOUNT? REGISTER HERE**



Email

Email address

Password

Password


[Forgotten your password? Reset it here.](#)

Log in


[No account? Register here.](#)



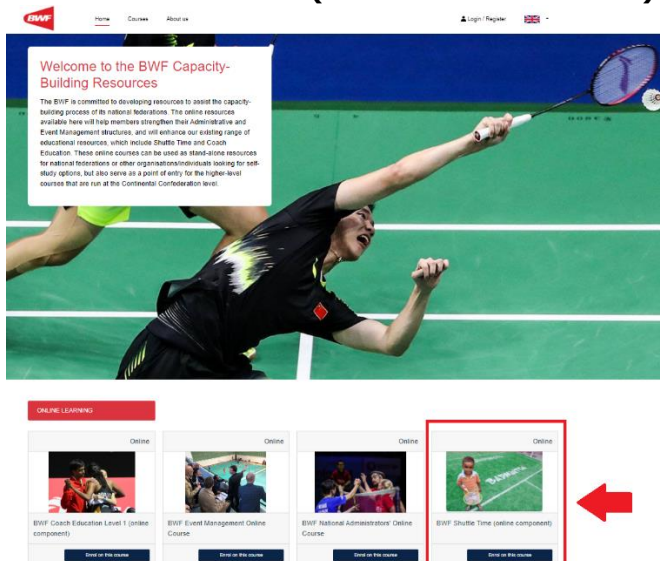
2.3 Once you have completed the **2.1 and 2.2 steps**, you can easily **login** to your Shuttle Time Online Component profile by visiting the World Academy of Sport website [here](#)



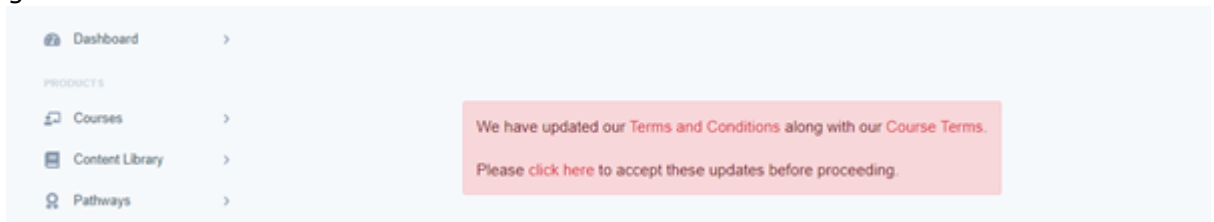
2.3.1 Insert your login details



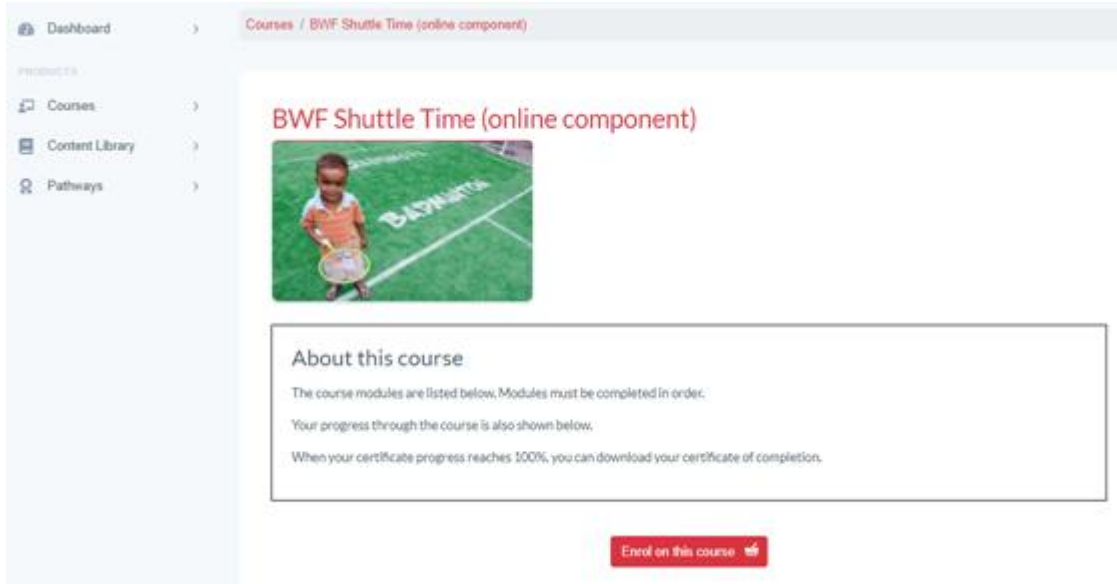
2.3.2 Select **SHUTTLE TIME (ONLINE COMPONENT)**



2.3.3 Agree the Term & Condition



2.3.4 Click **ENROLL THE COURSE**



If you have any further question regarding the Shuttle Time Online Component, please contact BWF Shuttle Time Team – shuttletime@bwf.sport